



CALYXPOD – Building Careers

How to take Assessments

Student Helpline - +91-11-41179695



Log into Calyxpod

AUSTIN COLLEGE

Get Logged In

Email

Password

SIGN IN TO CALYX

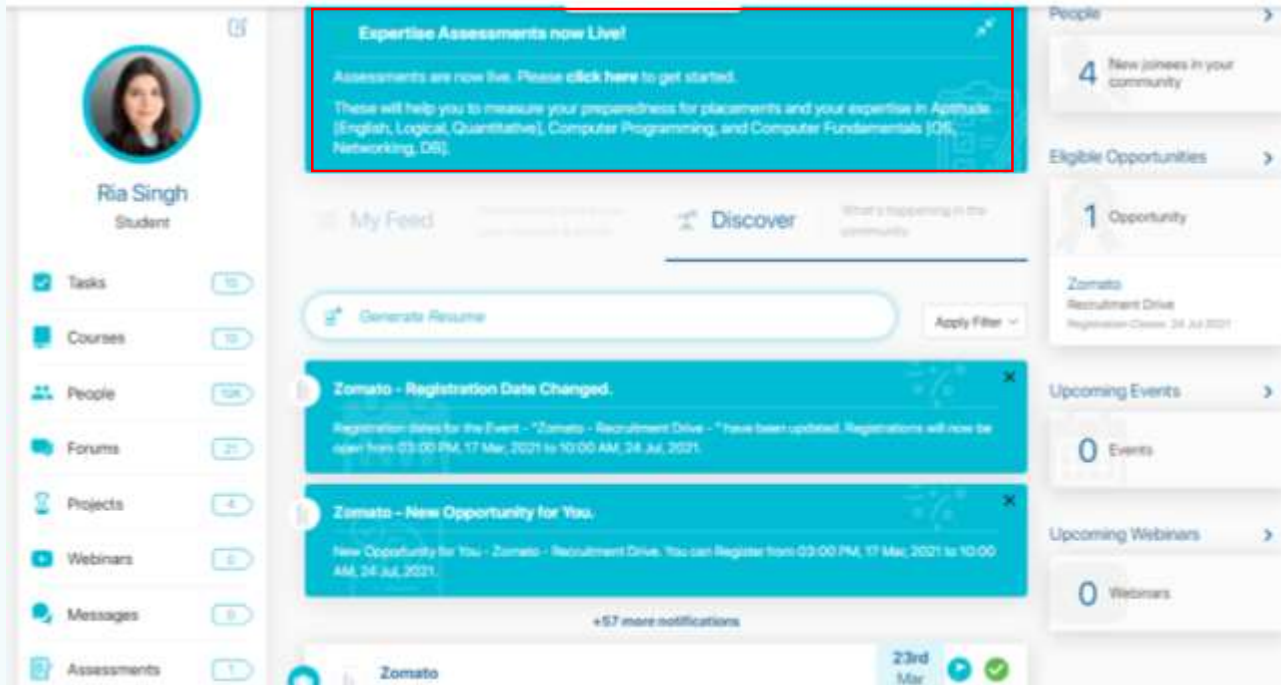
[Forgot Password](#)

[Not a Member Yet? Sign Up!](#)

- Go to the **Calyxpod Login Page** of Your **College**.
- Please enter your email and password.
- Please ensure that you specify the correct email address and the password or else you will get an error.
- On successful login you will be taken to the Dashboard page [shown on the next slide].

- In case if you have forgotten your password, please click the “Forgot Password” link below the “Sign Into Calyx” Button. You will receive an email with the password reset link on your registered email address.

Dashboard – Assessments



On successful login you will land on the Dashboard. On the Dashboard look for the **Assessment Link**.

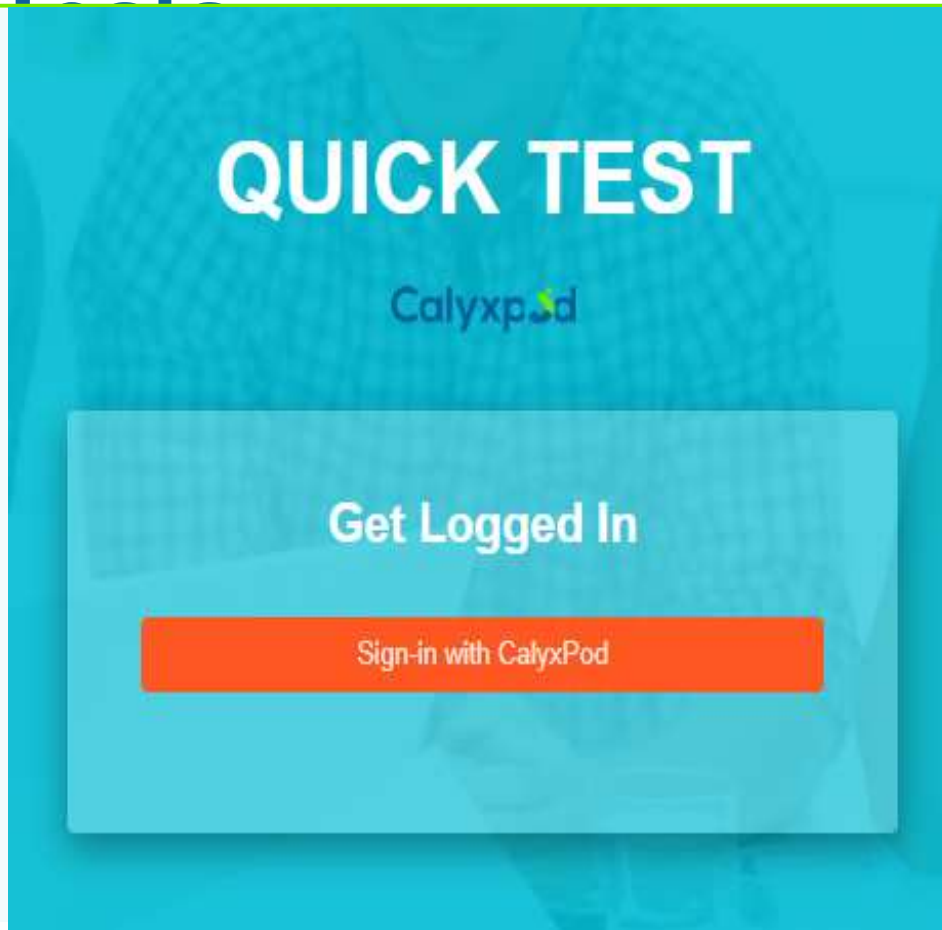
Assessment is located :
On the top of the the center column where the feed is displayed.

You can click any of the link. It will take you to the **Assessment List page**[shown on the next page].

Please note that on clicking the assessment link you may be asked to grant permission to quick test platform. Kindly do so.



Quick Tests Login - Before Assessment



- Please note that on clicking the practice tests link you may be asked to log into the Quick Test platform.
 - Click on Sign in with Calyxpod.
 - You may be asked to grant permission. Kindly do so.
 - You will get logged into Quick Test and you will be able to see the practice tests.
-
- Please note that Quick Test is proprietary platform of Calyxpod. It is used for conducting assessments. It is deeply integrated with Calyxpod.



Assessments List Page

Expertise Assessments

These assessments are meant to measure your preparedness for placements. These have been designed by industry experts and are based on assessments conducted by various companies. These cover areas such as Aptitude [English, Logical, Quantitative], Computer Programming and Computer Fundamentals [OS, Networking, DB].

English + Logical + Quantitative

Optional | 1 hr 15 mins | 80 ques

This aptitude assessment is meant to measure your expertise levels in English, Logical and Quantitative areas. Final report will provide a detailed analysis on your key strength and development areas. These skills are...

Computer Science Fundamentals

Optional | 1 hr 30 mins | 80 ques

Computer Fundamentals assessment is meant to measure your expertise levels in Operating Systems, Networking and Database. Final report will provide a detailed analysis on your key strength and development areas.

Assessments are now Live!

Assessments are now available for you to measure your expertise. You can always take the mock test first to check your system compatibility and familiarise yourself with the test taking interface.

Mock Test

We strongly advise you to take the mock test to check your system compatibility and familiarise yourself with the test taking interface.

Instructions

1. Please take the mock test to check your system compatibility and familiarise yourself with the test taking interface.
2. All assessments are MCQ based tests.
3. There are negative markings for wrong answers.
4. You will have to take the test in full screen mode only. Exiting full screen mode will raise a violation. Your test may get suspended on violation.

- You will land on the **Assessments List page**.
- It will appear similar to what is shown on the left side.
- On the top you will see lists of assessments.
- You can click on any of the Assessments such as Aptitude or Computer Fundamentals.
- You can click on the “Go to Test” button of the test if you are interested in to view the full details of the test. Sample shown on next slide.
- You can also give mock test first before giving any assessment to check your system compatibility and familiarize yourself with the test taking interface.
- Please note that next to Assessments you will see two more links – Practice Tests and Already Taken. We will describe the same in forthcoming slides.



Assessments - Details Page

English + Logical + Quantitative Offered By: **QuickTest**

Description

This aptitude assessment is meant to measure your expertise levels in English, Logical and Quantitative areas. Final report will provide a detailed analysis on your key strength and development areas. These skills are tested by most companies for the different roles that they would recruit for.

Instructions

1. Please take the mock test to check your system compatibility and familiarise yourself with the test taking interface.
2. This assessment is MCQ based.
3. There are negative markings for wrong answers.
4. You will have to take the test in full screen mode only. Exiting full screen mode will raise a violation. Your test may get suspended on violation.
5. You cannot switch tabs while taking the test. Exiting full screen mode will raise a violation. Your test may get suspended on violation.
6. Video and Image proctoring might be enabled in your assessment. If enabled, you will be asked to provide access to webcam for the same.
7. You will be notified via email once your final report is ready and available for you to view.

Duration 1 hr 15 mins

No of Questions 60

Language English

Price Free

Question Paper Type MCQ

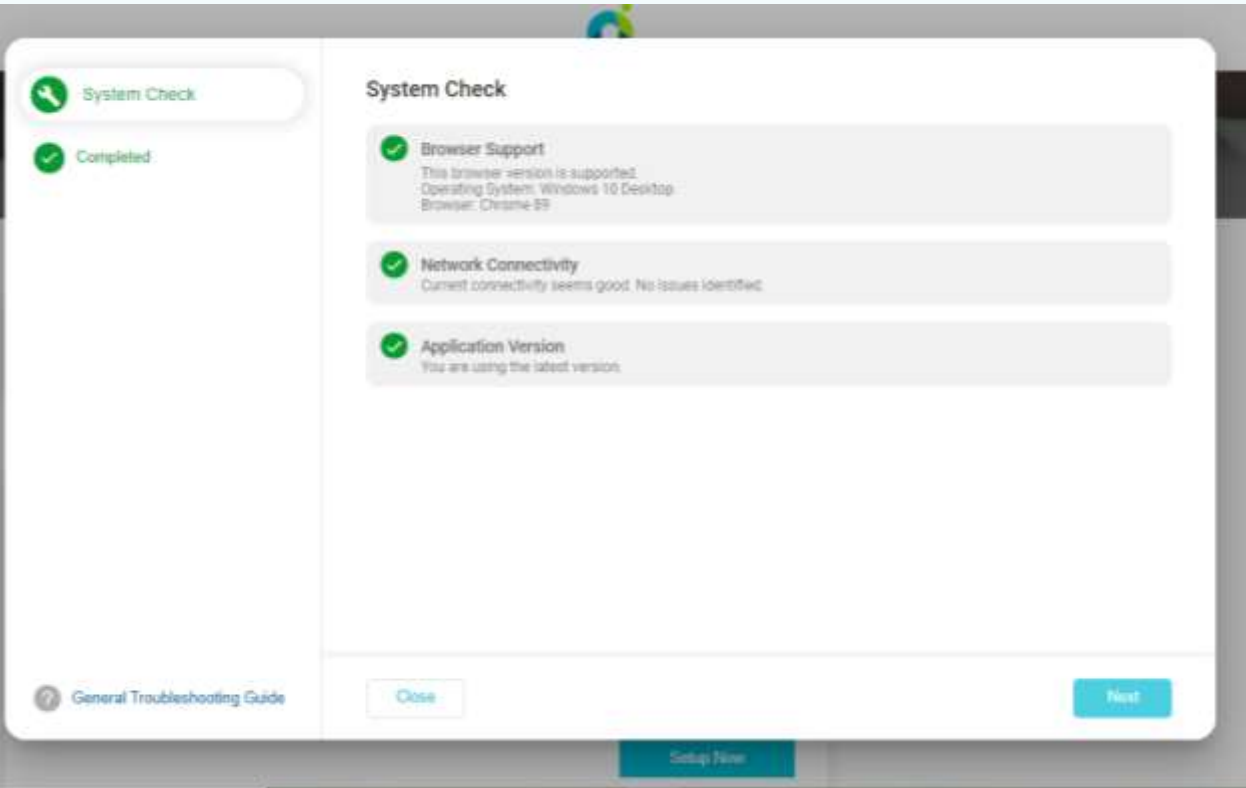
[Setup Now](#)

You will be able to see the following information on the details page.

- Name of the Test
 - Description of the Test
 - Instructions to be followed while taking the test.
 - Duration
 - Number of Questions
- Click on “ Setup Now” button to check your system compatibility. (as shown on next page)



System Check - Details Page



The system check will be done automatically once you click on setup now .

System Check will do the following checks

- Browser support
- Network Connectivity
- Application Version
- Click on “ Next” button to finish your system check.



Assessment Test– How to Start the Test

Get Started

First Name Ria	Last Name Singh
Email* sahil.sharma+5@calyxpod.com	Phone

Specify the same email address that you've used while registering.

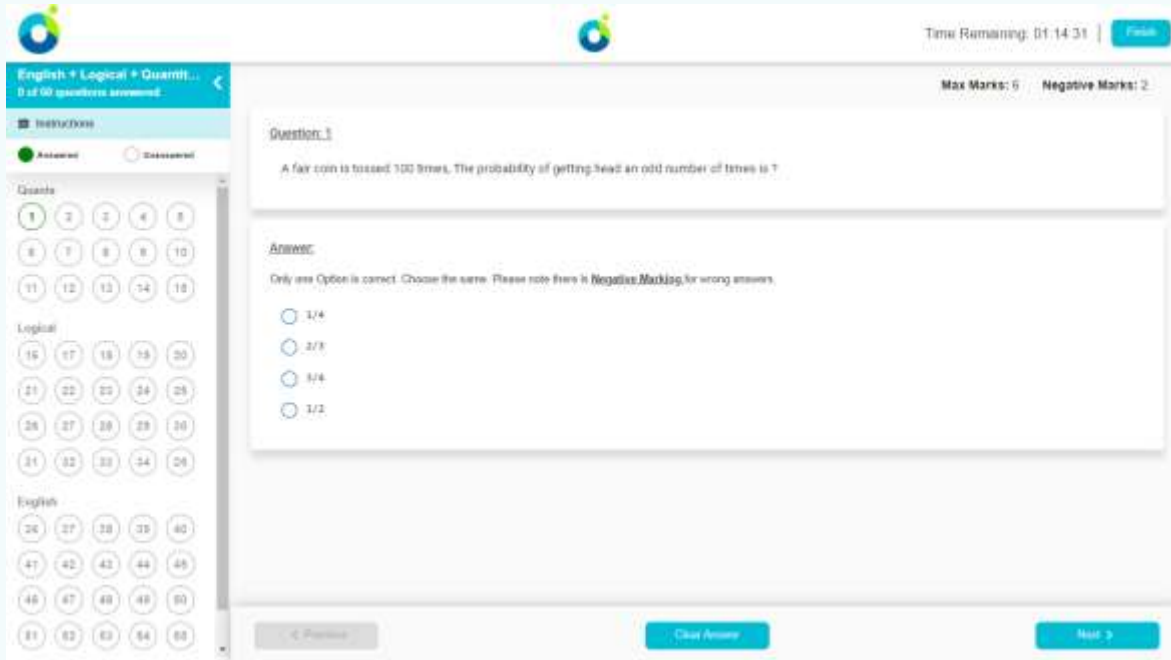
I certify that I have read all the instructions carefully.

[Start Test Now](#)

- Click on the check box to certify that you have read the instructions.
- Click on the “Start Test Now” Button.
- Please note the following most important instructions.
 - You can take the test only in Full Screen Mode.
 - Do not switch tabs while taking the test.
 - Do not try to copy paste while taking the test.
- Doing any of the above will lead to the test getting aborted.
- Please keep some blank sheets with you. You may need the same for rough work while taking the test.
- On clicking the Start Test Now button you may be shown two (2) more overlays to confirm that you really want to start the test.



Assessment– How to Take the Test



- Once the Test starts your interface will look similar to the what is shown on the left side.
- You can see the timer and allowed duration in the top right corner of the page.
- You can see the question numbers in the left panel. You can click on any of the question number to be able to go to that question.
- Current Question will be highlighted in Green Color.
- Questions that you have answered will be shown with filled green color.
- Click on Finish Button when you are done with the test.



Assessment– How to see the reports

Expertise Assessments

These assessments are meant to measure your preparedness for placements. These have been designed by industry experts and are based on assessments conducted by various companies. These cover areas such as Aptitude [English, Logical, Quantitative], Computer Programming and Computer Fundamentals [OS, Networking, DB].

English + Logical + Quantitative Completed

Optional 1 hr 15 mins 80 ques

This aptitude assessment is meant to measure your expertise levels in English, Logical and Quantitative areas. Final report will provide a detailed analysis on your key strength and development areas. These skills are...

Computer Science Fundamentals Completed

Optional 1 hr 30 mins 80 ques

Computer Fundamentals assessment is meant to measure your expertise levels in Operating Systems, Networking and Database. Final report will provide a detailed analysis on your key strength and development areas...

Congrats! You have taken them all!

Thanks for taking all the assessments. We hope the same are going to help you in preparing for your placements.

Your last updated assessment report is now available. [Click here](#) to view and download the report.

Mock Test

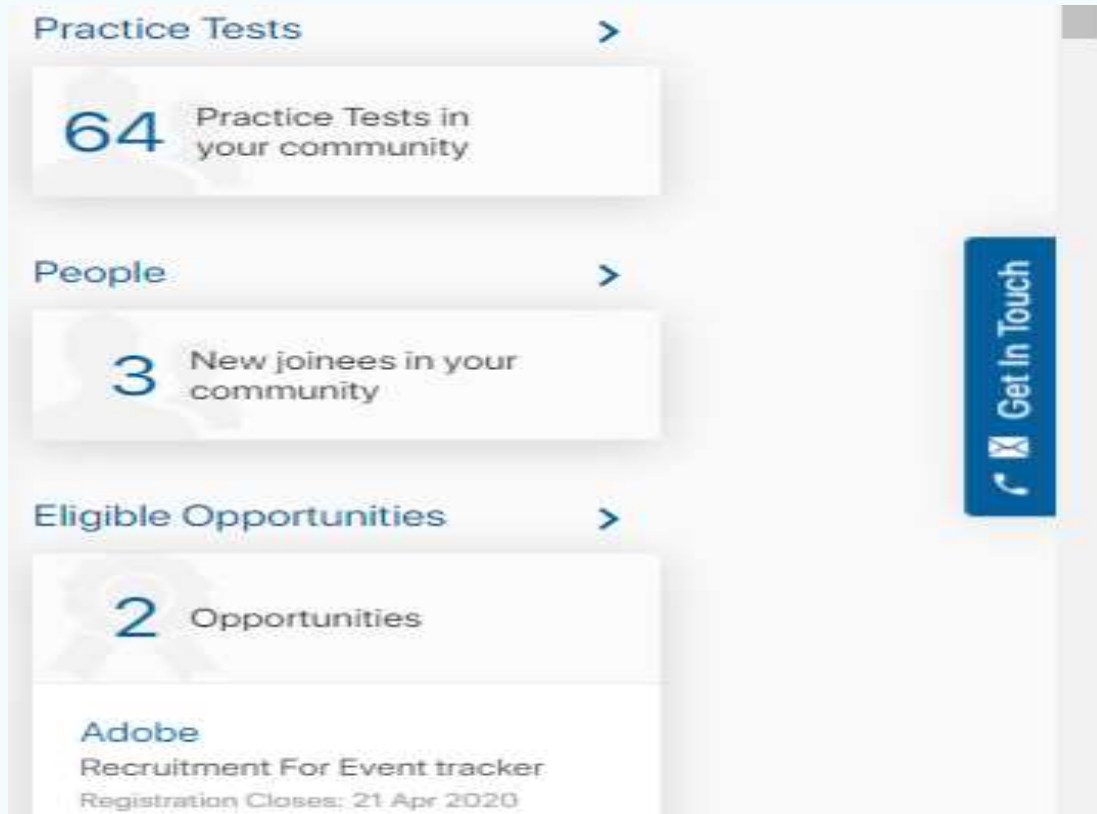
We strongly advise you to take the mock test to check your system compatibility and familiarise yourself with the test taking interface.

[Go to Mock Test →](#)

- Once all the test are completed, you will see the option of getting your latest assessment report.
- Click on that to download the report.{As shown in the slide}
- Note : Reports are available only after 1 hour of completion of all the assessments.



Facing Problems – How to get in touch?



- You can get in touch with us by any of the following ways.
- You can call us on the helpline number at +91-11-41179695. It is available on weekdays (Monday to Friday) from 9AM to 7PM.
- You can alternatively send us an email on feedback@calyxpod.com. We will get back in touch with you at the earliest possible.
- You can go to the Main Dashboard, click on Get in Touch and submit the details. Our team will write back to you or will call you as applicable.



THANK YOU

Best Of Luck! Have Fun Learning!



Calyxpod Talent Solutions Pvt. Ltd.

#861, Phase 5, Udyog Vihar, Gurgaon, Haryana, India-122016.

feedback@calyxpod.com | www.calyxpod.com | +91 11 41179695